



TM

ULTRAVIOLET AIR DISINFECTION

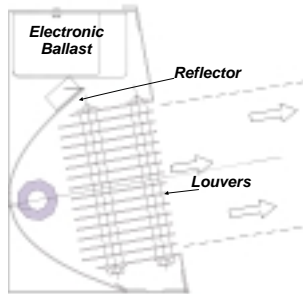
GERMICIDAL ULTRAVIOLET

The principal application of Hygeaire™ germicidal ultraviolet is to purify the upper room air in occupied spaces in order to reduce the risk of cross infection and exposure of occupants to infectious airborne microbes. These fixtures are designed to project the ultraviolet rays across the upper room air thereby destroying bacteria and viruses that are carried into the ultraviolet field by convection currents or air circulation.

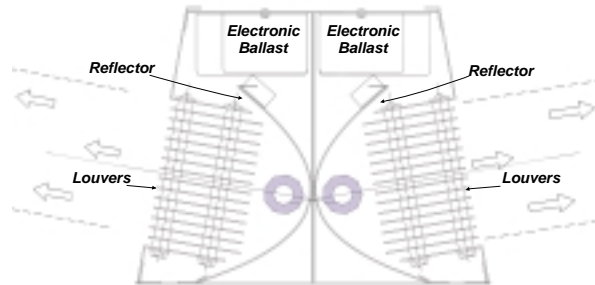
It is an important requirement when applying indirect germicidal ultraviolet irradiation to upper air to keep the radiation in the occupied level (below 6-1/2 feet) within acceptable limits (0.2 microwatts per square centimeter for an eight-hour exposure is a standard set by the American Conference of Governmental Industrial Hygienists). Therefore, mounting in the appropriate position is essential for safe use.

As with all indirect ultraviolet fixtures, occasional ultraviolet measurements are required to insure that ultraviolet intensities within the treated areas remain within the allowable exposure limits and minimum levels in the treated field. Hygeaire™ fixtures have variable output ballasts that can be adjusted so that installation will comply with the standard.

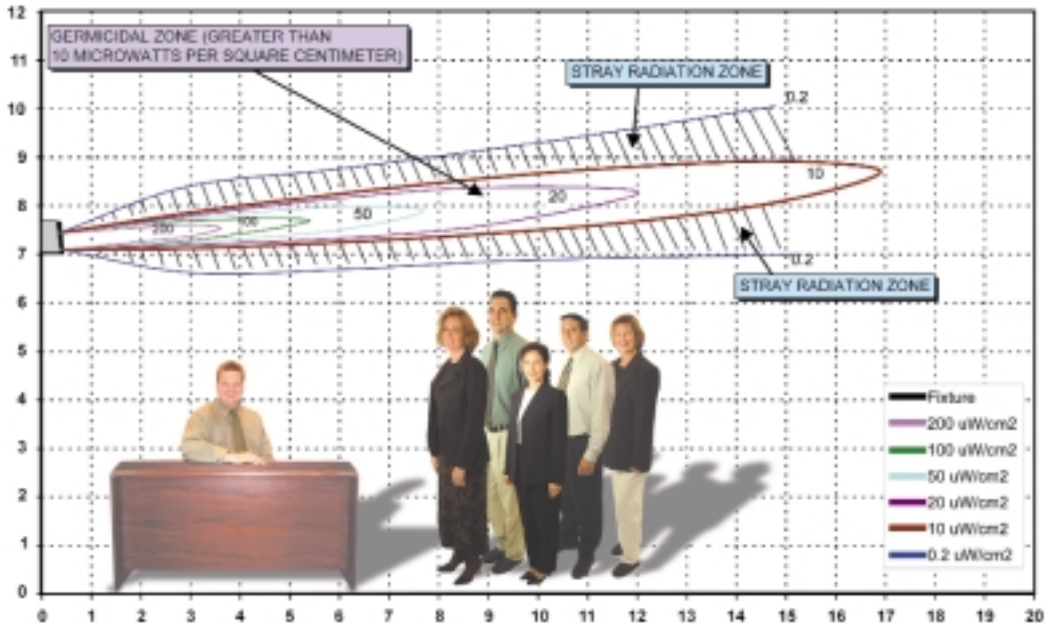
PRINCIPLE OF OPERATION



Model LIND24-EVO - Wall Mount, Single Lamp



Model LIND24-EVO-2PM - Pendant Mount, Two Lamp



Hygeaire™ Ultraviolet Air Disinfection Fixtures are manufactured by the Atlantic Ultraviolet Corp. Made in the USA

ATLANTIC  **ULTRAVIOLET**
CORPORATION

Extensive Product Information Available at:

ultraviolet.com

SPECIFICATIONS FOR STANDARD MODELS

Model	Lamp	Total Ultraviolet Output ^①	Dimensions			Rated Average Lamp Life
			Length	Width	Height	
LIND24-EVO	05-1348 (1)	8.5 Watts	24"	5 11/32"	7-7/8"	10,000 Hours
LIND24-EVO-2PM	05-1348 (2)	17 Watts	24"	10 11/32"	7-7/8"	10,000 Hours

① Output at 254 nanometers at 100 hours and 80 degrees F (approximate).

- 120 Volts 50/60 Hz and 220 Volts 50/60 Hz units are standard - specify when ordering
- Consult factory with other specific power requirements

FEATURES

- **SURELITE™ ELECTRONIC BALLAST** – These state-of-the-art electronic ballasts are designed to operate ultraviolet lamps. *The Hygeaire™ units include a variable output version of the SURELITE™ with an adjustable feature mounted to base of the fixture.*
SURELITE™ Electronic Ballasts offer these advantages over conventional ballasts:
 - deliver higher ultraviolet lamp output
 - instant starting
 - eliminate "stroboscopic effect"
 - smaller and lighter
 - operate cooler for longer life
 - versatile... each operates a wide range of lamps
 - save energy through higher efficiency
 - provide silent operation
- **STER-L-RAY™ SLIMLINE GERMICIDAL LAMPS** – These lamps are instant starting and provide the utmost in quality, sustained output and longevity. Approximately 95% of the ultraviolet energy emitted from **STER-L-RAY™** Germicidal Lamps is at the mercury resonance line of 254 nanometers. This wavelength is in the region of maximum germicidal effectiveness and is highly lethal to virus, bacteria and mold spores.
- **Steadfast™ LAMPHOLDER** – These sets include a stationary and a spring-loaded, telescopic holder that holds a single pin lamp securely. The spring-loaded feature on one end facilitates convenient quick and easy lamp changes.
- **STAINLESS STEEL CONSTRUCTION** – The unit is manufactured in Type 304 stainless steel for unparalleled strength, durability and an attractive finish.
- **POLISHED REFLECTOR** – Interior surface is polished to a highly reflective surface to maximize ultraviolet intensity.
- **LOUVERS** – Unique construction directs ultraviolet rays to the upper portion of the room.
- **SAFETY INTERLOCK SWITCH** – Switch protects field technicians from exposure to ultraviolet radiation by automatically disconnecting power to the lamp when fixture is opened.

AIR BORNE INFECTIOUS ORGANISMS

ORGANISM	ALTERNATE NAME	TYPE	DISEASE	DOSE*
<i>Corynebacterium diphtheriae</i>	<i>C. diphtheriae</i>	Bacteria	Diphtheria	6,500
<i>Legionella pneumophila</i>	<i>L. pneumophila</i>	Bacteria	Legionnaire's Disease	2,700
<i>Mycobacterium tuberculosis</i>	<i>M. tuberculosis</i>	Bacteria	Tuberculosis (TB)	10,000
<i>Pseudomonas aeruginosa</i>	<i>P. aeruginosa</i>	Bacteria		3,900
<i>Serratia Marcescens</i>	<i>S. marcescens</i>	Bacteria		6,160
<i>Staphylococcus aureus</i>	<i>S. aureus</i>	Bacteria		6,600
<i>Staphylococcus epidermidis</i>	<i>S. epidermidis</i>	Bacteria		5,800
Adeno Virus Type III		Virus		4,500
Coxsackie A2		Virus		6,300
Influenza		Virus	Flu	3,400

* Nominal Ultraviolet dosage ($\mu\text{WSec}/\text{cm}^2$) necessary to inactivate better than 99% of specific microorganism. Consult factory for more complete listing.

The information and recommendations contained in this page are based upon data collected by the Atlantic Ultraviolet Corporation and are believed to be correct. However, no guarantee or warranty of any kind, expressed or implied, is made with respect to the information contained herein. Specifications and information are subject to change without notice.



375 Marcus Boulevard • Hauppauge, NY 11788 • USA
 631.273.0500 • Fax: 631.273.0771
 e-mail: info@atlanticuv.com • www.ultraviolet.com
 Document No. 98-1122/10-02